



GAME 1 UCLA 45, STANFORD 17 September 1 at Palo Alto, CA

Game Notes - The Bruins opened up the season with a Pac-10 game for the first time since 1997 and welcomed back Ben Olson to the quarterback position in his first action since the Arizona game in 2006. The Bruins tallied 624 yards of total offense. Running back Kahlil Bell notched a career-high 195 yards rushing, while Brandon Breazell also had a career day with six catches for 111 yards. Olson threw for five touchdowns on the day. The Bruin defense sacked Stanford QB T.C. Ostrander four times and allowed just 52 yards rushing during the game.

Scoring

UCLA	7	7	14	17	-	45
Stanford	0	7	3	7	-	17

First Quarter

UCLA - J. Cowan, 19-yard pass from Olson. Forbath converts. (4:26)

Second Quarter

UCLA - Ketchum, 6-yard pass from Olson. Forbath converts. (14:22)

Stanford - Dray, 9-yard pass from Ostrander. Belch converts. (00:48)

Third Quarter

UCLA - Johnson, 4-yard pass from Olson. Forbath converts. (8:44)

Stanford - Belch, 37-yard field goal. (5:46)

UCLA - J. Cowan, 77-yard pass from Olson. Forbath converts. (4:49)

Fourth Quarter

UCLA - Forbath, 39-yard field goal. (11:44)

Stanford - Sherman, 70-yard pass from Ostrander. Belch converts. (11:25)

UCLA - Breazell, 15-yard pass from Olson. Forbath converts. (9:10)


UCLA - Ramirez, 24-yard run. Forbath converts. (00:20)

Statistics

UCLA		Stanford
24	First Downs	21
50/338	Carries/Net Yards Rushing	26/52
286	Net Yards Passing	331
29/16/0	Pass Att/Comp/Int	59/27/0
79/624	Total Plays/Total Yards	85/383

Top Individuals

Rushing - Bell (U) 19-195-0; Markey (U) 20-71-0, Kimble (S) 14-69-0; Receiving - Breazell (U) 6-111-1, J. Cowan (U) 2-96-2, Moore (S) 6-87-0, Sherman (S) 4-100-1; Passing - Olson (U) 16-29-0-286-5, Ostrander (S) 27-59-0-331-2; UCLA Tackles - R. Carter 10, Whittington 9, Horton 6, Taylor 6, Keyes 6.



GAME 2 UCLA 27, BYU 17 September 8 at the Rose Bowl

Game Notes - UCLA opened up its home schedule with a win over BYU as the Bruins held off a late-charging Cougar team. The Bruins built a 20-0 lead, highlighted by Trey Brown's 56-yard interception return for a touchdown. However, BYU scored 17 unanswered points to close to 20-17 with six minutes to play in the contest. UCLA caused a fumble to stop a BYU drive, but was forced to give the ball back to the Cougars. A big defensive stop gave the Bruin offense the ball and a chance to push the lead even higher. A late fourth-quarter three-yard touchdown run by Chris Markey

secured the Bruin win. The UCLA defense held the Cougars to 44 yards rushing as Dennis Keyes led the team with 10 tackles.

Scoring

BYU	0	3	14	0	-	17
UCLA	10	10	0	7	-	27

First Quarter

UCLA - Forbath, 37-yard field goal. (3:39)

UCLA - T. Brown, 56-yard interception return. Forbath converts. (1:58)

Second Quarter

UCLA - Bell, 4-yard run. Forbath converts. (11:01)

UCLA - Forbath, 40-yard field goal. (3:28)

BYU - Payne, 27-yard field goal. (00:05)

Third Quarter

BYU - Collie, 5-yard pass from Hall. Payne converts. (8:19)

BYU - Collie, 16-yard pass from Hall. Payne converts. (6:04)

Fourth Quarter

UCLA - Markey, 3-yard run. Forbath converts. (1:12)

Statistics

BYU		UCLA
23	First Downs	15
25/44	Carries/Net Yards Rushing	37/110
391	Net Yards Passing	126
53/30/1	Pass Att/Comp/Int	28/13/1
78/435	Total Plays/Total Yards	65/236

Top Individuals

Rushing - Bell (U) 16-79-1; Markey (U) 16-52-1, Unga (B) 5-28-0; Receiving - Everett (U) 5-66-0, Collie (B) 7-79-2; Passing - Olson (U) 13-28-1-126-0, Hall (B) 30-52-1-391-2; UCLA Tackles - Keyes 10, Davis 7, Taylor 6.



GAME 3 UTAH 44, UCLA 6 September 15 at Salt Lake City, UT

Game Notes - Despite being winless at the time, the Utah Utes proved to be too much for the visiting Bruins who were handed their first lost of the season. The Bruins could only convert two field goals during the contest as penalties and miscues thwarted UCLA's attempts to score. Marcus Everett's fumble at the goal line, which resulted in a touchback for Utah, was a huge momentum changer in the game. Alterraun Verner led the defense with 10 tackles, while Olson threw for 290 yards, but was sacked five times during the game.

Scoring

UCLA	3	3	0	0	-	6
Utah	7	7	13	17	-	44

First Quarter

Utah - Wilson, 53-yard pass from Grady. Sakoda converts. (12:01)

UCLA - Forbath, 45-yard field goal. (8:15)

Second Quarter

UCLA - Forbath, 52-yard field goal. (8:25)

Utah - Mack, 12-yard pass from Grady. Sakoda converts. (00:23)

Third Quarter

Utah - Sakoda, 47-yard field goal. (10:07)

Utah - Rogers, 12-yard pass from Louks. Sakoda converts. (5:55)

Utah - Sakoda, 45-yard field goal. (4:07)

Fourth Quarter

Utah - Mack, 5-yard pass from Grady. Sakoda converts. (12:28)

Utah - Sakoda, 44-yard field goal. (8:51)

Utah - Mack, 4-yard run. Sakoda converts. (7:49)

2007 IN REVIEW GAME SUMMARIES


COACHES & STAFF
2008 BRUINS
OPPONENTS
2007 IN REVIEW
UCLA RECORDS
BRUINS IN THE NFL
TRADITION/HISTORY
GENERAL INFO

Statistics

UCLA		Utah
17	First Downs	19
31/83	Carries/Net Yards Rushing	37/122
290	Net Yards Passing	264
40/20/3	Pass Att/Comp/Int	33/19/0
71/373	Total Plays/Total Yards	70/386

Top Individuals

Rushing - Bell (U) 12-59-0, Mack (UT) 19-107-1; Receiving - Breazell (U) 6-121-0, Richards (UT) 4-65-0; Passing - Olson (U) 20-40-3-290-0, Grady (UT) 17-30-0-246-3; UCLA Tackles - Verner 10, Horton 9, Keyes 9, Blake 6, Taylor 6.



GAME 5

UCLA 40, OREGON STATE 14
September 29 at Corvallis, OR

Game Notes - Quarterback Ben Olson returned to the line-up and helped orchestrate a come-from-behind road victory as the Bruins improved to 3-0 in conference with a 40-14 win over the Beavers. Down 14-0 after the first quarter, Kai Forbath's two field goals brought the Bruins to within eight at the halftime break. A touchdown run by Kahlil Bell closed the deficit to 14-12 after a failed two-point conversion try, but back-to-back muffed kickoff returns by the Beavers led to 14 UCLA points. A third kickoff was then fumbled out of bounds, but the Bruin defense blocked a Beaver punt,

setting up another UCLA score as the Bruins tied a school record for points in a quarter (28) in the victory.

Scoring

UCLA	0	6	6	28	-	40
OSU	14	0	0	0	-	14

First Quarter

OSU - Afalava, 33-yard fumble recovery. Serna converts. (11:17)
OSU - Bernard, 1-yard run. Serna converts. (00:18)

Second Quarter

UCLA - Forbath, 37-yard field goal. (5:40)
UCLA - Forbath, 28-yard field goal (00:14)

Third Quarter

UCLA - Bell, 1-yard run. Olson pass failed. (10:46)

Fourth Quarter


UCLA - Breazell, 69-yard pass from Olson. Forbath converts. (9:12)
UCLA - Bell, 4-yard run. Forbath converts. (8:07)
UCLA - Breazell, 30-yard pass from Olson. Forbath converts. (6:27)
UCLA - Markey, 2-yard run. Forbath converts. (2:12)

Statistics

UCLA		Oregon St.
17	First Downs	15
50/133	Carries/Net Yards Rushing	38/102
220	Net Yards Passing	146
25/14/1	Pass Att/Comp/Int	35/22/2
75/353	Total Plays/Total Yards	73/248

Top Individuals

Rushing - Bell (U) 24-80-2, Bernard (O) 27-125-1; Receiving - Bell (U) 4-49-0, Brown (O) 6-34-0; Passing - Olson (U) 14-25-1-220-2, Canfield (O) 22-35-2-146-0; UCLA Tackles - Ky. Bosworth 8, T. Brown 8, Verner 7, Keyes 7, Horton 6.



GAME 6

NOTRE DAME 20, UCLA 6
October 6 at the Rose Bowl

Game Notes - The Bruins lost their second game of the season in a 20-6 setback to Notre Dame as UCLA saw its starting QB go down with injury. Ben Olson suffered a knee injury early in the second quarter, and with previous starter Patrick Cowan also out with injury, walk-on McLeod Bethel-Thompson was thrust into the game. The score was tied at six-all midway through the third quarter, but penalties and turnovers doomed the Bruins. UCLA fumbled the ball three times while being picked off four times. Bethel-Thompson threw for 139 yards in the game.

On the defensive side of the ball, the Bruins held Notre Dame to 46 yards rushing and 94 yards in the air for 140 total yards of offense. Trey Brown led the team with 10 tackles, while Bruce Davis notched three sacks in the game.

GAME 4

UCLA 44, WASHINGTON 31
September 22 at the Rose Bowl

Game Notes - The Bruins improved to 2-0 in Pac-10 play with a high-scoring win over the Huskies. UCLA was without starting QB Ben Olson, but Patrick Cowan filled in nicely as he threw for 147 yards during the game. The score was tied at 10 at the end of two quarters, but UCLA charged out of the halftime break by scoring 14 unanswered points. The fourth quarter had plenty of fireworks as the two teams combined to score 41 points. Chris Markey (193) and Kahlil Bell (109) led the Bruins with huge rushing numbers. Matthew Slater became the first Bruin to return a kickoff for a touchdown in the Rose Bowl (UCLA moved to the facility in 1982) as big plays were ever present in this game.

Scoring

Washington	0	10	0	21	-	31
UCLA	3	7	14	20	-	44

First Quarter

UCLA - Forbath, 47-yard field goal. (5:32)

Second Quarter

UW - Reece, 4-yard pass from Locker. Perkins converts. (9:17)
UCLA - Johnson, 2-yard pass from P. Cowan. Forbath converts. (7:29)
UW - Perkins, 35-yard field goal. (4:31)

Third Quarter

UCLA - Bell, 8-yard run. Forbath converts. (10:43)
UCLA - Keyes, 60-yard interception return. Forbath converts. (1:31)

Fourth Quarter

UW - Russo, 20-yard pass from Locker. Perkins converts. (13:10)
UCLA - Markey, 72-yard run. Forbath converts. (11:14)
UW - Russo, 63-yard pass from Locker. Perkins converts. (9:44)
UCLA - Slater, 85-yard kickoff return. Forbath converts. (9:33)
UCLA - Forbath, 39-yard field goal. (5:55)
UW - Williams, 11-yard pass from Locker. Perkins converts. (4:30)
UCLA - Forbath, 30-yard field goal. (2:10)

Statistics

Washington		UCLA
16	First Downs	24
32/124	Carries/Net Yards Rushing	51/333
216	Net Yards Passing	204
37/17/2	Pass Att/Comp/Int	33/18/1
69/340	Total Plays/Total Yards	84/537

Top Individuals

Rushing - Markey (U) 14-193-1, Bell (U) 27-116-1, Locker (W) 15-92-0; Receiving - Johnson (U) 5-32-1, Russo (W) 5-106-2; Passing - P. Cowan (U) 17-30-1-147-1, Locker (W) 17-36-2-216-4; UCLA Tackles - R. Carter 6, Verner 6, Keyes 5, Horton 5.

Scoring

ND	3	0	17	0	-	20
UCLA	3	3	0	0	-	6

First Quarter

UCLA - Forbath, 29-yard field goal. (3:06)

ND - Walker, 26-yard field goal. (00:23)

Second Quarter

UCLA - Forbath, 49-yard field goal. (00:32)

Third Quarter

ND - Walker, 48-yard field goal. (6:24)

ND - Clausen, 1-yard run. Walker converts. (1:53)

ND - Crum, 34-yard fumble recovery. Walker converts. (1:03)

Statistics

Notre Dame		UCLA
12	First Downs	20
38/46	Carries/Net Yards Rushing	37/89
94	Net Yards Passing	193
28/16/0	Pass Att/Comp/Int	38/16/4
66/140	Total Plays/Total Yards	75/282

Top Individuals

Rushing - Bell (U) 18-64-0, Aldridge (N) 22-52-0; Receiving - J. Cowan (U) 5-69-0, Carlson (N) 6-38-0; Passing - Olson (U) 4-10-0-54-0, Bethel-Thompson (U) 12-28-4-139-0, Clausen (N) 17-27-0-84-0; UCLA Tackles - T. Brown 10, Horton 8, Keyes 7.

Statistics

Cal		UCLA
19	First Downs	22
30/67	Carries/Net Yards Rushing	45/183
232	Net Yards Passing	190
34/22/3	Pass Att/Comp/Int	28/19/0
64/299	Total Plays/Total Yards	73/373

Top Individuals

Rushing - Bell (U) 22-142-0, Forsett (C) 25-76-0; Receiving - J. Cowan (U) 7-39-0, Jackson (C) 9-136-2; Passing - P. Cowan (U) 18-27-0-161-1, Longshore (C) 22-34-3-232-3; UCLA Tackles - Taylor 10, Keyes 10, Horton 7, T. Brown 6, Verner 6.



GAME
8

WASHINGTON ST. 27, UCLA 7

October 27 at Pullman, WA

Game Notes - UCLA fell to Washington State in Pullman for their first conference loss of the season as the Bruins were beset by injuries during the contest. The Bruins opened up the game in grand fashion as on the third play from scrimmage, Kahlil Bell took it to the house on a 50-yard touchdown run. However, that would be the last offensive strike for the Bruins as WSU would score 27 unanswered points. UCLA lost Bell to what would later be deemed a torn ACL, as well as their No. 1 receiver, Brandon Breazell, who was forced out of the contest with bruised ribs. The Bruin defense had a tough

day, giving up 545 total yards of offense to the Cougars. Linebacker Kyle Bosworth led the team with 19 tackles, while Chris Horton chipped in 16 of his own during the game.

Scoring

UCLA	7	0	0	0	-	7
WSU	10	0	3	14	-	27

First Quarter

UCLA - Bell, 50-yard run. Forbath converts. (13:47)

WSU - Tardy, 1-yard run. Abdollmohammadi converts. (10:08)

WSU - Abdollmohammadi, 41-yard field goal. (5:47)

Third Quarter

WSU - Abdollmohammadi, 24-yard field goal. (5:46)

Fourth Quarter

WSU - Gibson, 5-yard pass from Brink. Abdollmohammadi converts. (7:31)

WSU - Tardy, 51-yard run. Abdollmohammadi converts. (00:42)

Statistics

UCLA		Washington St.
14	First Downs	31
29/100	Carries/Net Yards Rushing	51/274
167	Net Yards Passing	271
36/17/0	Pass Att/Comp/Int	47/28/1
65/267	Total Plays/Total Yards	98/545

Top Individuals

Rushing - Bell (U) 4-67-1, Tardy (W) 37-214-2; Receiving - Austin (U) 5-45-0, Collins (W) 6-71-0; Passing - P. Cowan (U) 36-17-0-167-0, Brink (W) 46-28-1-271-1; UCLA Tackles - Ky. Bosworth 19, Horton 16, Keyes 11, Whittington 10, K. Brown 8, Verner 7, Hale 7, T. Brown 7.



GAME
7

UCLA 30, CALIFORNIA 21

October 20 at the Rose Bowl

Game Notes - The Bruins improved to 4-0 in the Pac-10 with a win over then-No. 10 ranked California by a score of 30-21 behind the return of Patrick Cowan to the QB spot. Cal scored first, but the Bruins tallied 13 unanswered points to move into a 13-7 lead. A late first half touchdown gave the Bears a 14-13 edge at the half. UCLA used some trickery to open up the third quarter as a 29-yard pass from wide receiver Brandon Breazell to fellow receiver Dominique Johnson resulted in a TD. Cal answered back with a late third quarter touchdown to re-

take a one-point lead at 21-20. A 27-yard Kai Forbath field goal with 3:08 on the clock, gave UCLA a 23-21 advantage. After Cal had driven to the Bruin 30-yard line, UCLA cornerback Alterraun Verner jumped in front of a waiting Bear receiver and returned the interception 76 yards for a touchdown, sealing a Bruin victory with just over 1:30 to play.

Scoring

Cal	7	7	7	0	-	21
UCLA	0	13	7	10	-	30

First Quarter

CAL-Stevens, 21-yard pass from Longshore. Kay converts. (6:43)

Second Quarter

UCLA - Forbath, 32-yard field goal. (14:56)

UCLA - Paulsen, 2-yard pass from P. Cowan. Forbath converts. (11:08)

CAL - Jackson, 39-yard pass from Longshore. Kay converts. (9:06)

UCLA - Forbath, 28-yard field goal. (5:42)

Third Quarter

UCLA - Johnson, 29-yard pass from Breazell. Forbath converts. (11:25)

CAL - Jackson, 2-yard pass from Longshore. Kay converts. (2:06)

Fourth Quarter

UCLA - Forbath, 27-yard field goal. (3:08)

UCLA - Verner, 76-yard interception return. Forbath converts. (1:33)

2007 IN REVIEW GAME SUMMARIES

COACHES & STAFF

2008 BRUINS

OPPONENTS

2007 IN REVIEW

UCLA RECORDS

BRUINS IN THE NFL

TRADITION/HISTORY

GENERAL INFO



GAME 9 ARIZONA 34, UCLA 27 November 3 at Tucson, AZ

Game Notes - Special teamer Matthew Slater started the Bruins off with a huge 100-yard kickoff return for a touchdown, but another player lost at the quarterback spot and too many yards given up on defense earned UCLA its second Pac-10 loss of the season. The Bruins used their fourth QB of the season as starter Patrick Cowan was knocked out of the game with a concussion. Osaar Rasshan took over for Cowan, seeing action at quarterback for the first time in his career, and led the Bruins to 10 fourth-quarter points. UCLA closed to within seven, but couldn't sustain a drive down the field in the final minutes in an attempt to tie the contest and Arizona went on to win 34-27.

Scoring

UCLA	14	0	3	10	-	27
Arizona	13	14	7	0	-	34

First Quarter

AZ - Bondzio, 39-yard field goal. (2:39)
UCLA - Slater, 100-yard kickoff return. Forbath converts. (12:07)
AZ - Grigsby, 60-yard run. Bondzio converts. (10:27)
UCLA - J. Cowan, 9-yard pass from P. Cowan. Forbath converts. (6:31)
AZ - Bondzio, 48-yard field goal. (00:48)

Second Quarter

AZ - Jennings, 55-yard pass from Tuitama. Bondzio converts. (11:20)
AZ - Turner, 8-yard pass from Tuitama. Bondzio converts. (6:11)

Third Quarter

AZ - Gronkowski, 27-yard pass from Tuitama. Bondzio converts. (12:20)
UCLA - Forbath, 35-yard field goal. (6:41)

Fourth Quarter

UCLA - Moline, 1-yard run. Forbath converts. (11:43)
UCLA - Forbath, 51-yard field goal. (5:04)

Statistics

UCLA		Arizona
14	First Downs	21
45/145	Carries/Net Yards Rushing	34/128
143	Net Yards Passing	341
28/10/0	Pass Att/Comp/Int	36/21/0
69/288	Total Plays/Total Yards	70/469

Top Individuals

Rushing - Moline (U) 15-62-1, Grigsby (A) 20-124-1; Receiving - Johnson (U) 4-74-0, Gronkowski (A) 6-94-1; Passing - P. Cowan (U) 7-18-0-65-1, Rasshan (U) 3-10-0-78-0, Tuitama (A) - 21-36-0-341-3; UCLA Tackles - Taylor 10, Davis 5, Keyes 5, R. Carter 5.

contest of the season, made a game of it throwing for 181 yards while rushing for 41. Dennis Keyes led the defense with 14 tackles, while Chris Horton tallied three of UCLA's six sacks in the game.

Scoring

Arizona State	0	10	14	0	-	24
UCLA	10	3	7	0	-	20

First Quarter

UCLA - Forbath, 28-yard field goal. (7:56)
UCLA - Sheppard, 2-yard run. Forbath converts. (5:05)

Second Quarter

ASU - Williams, 9-yard pass from Carpenter. Weber converts. (7:29)
UCLA - Forbath, 42-yard field goal. (00:32)
ASU - Weber, 53-yard field goal. (00:00)

Third Quarter


ASU - Nance, 11-yard run. Weber converts. (9:59)
ASU - Herring, 71-yard run. Weber converts. (7:53)
UCLA - Slater, 89-yard kickoff return. Forbath converts. (7:40)

Statistics

Arizona St.		UCLA
20	First Downs	14
45/152	Carries/Net Yards Rushing	33/119
200	Net Yards Passing	181
31/16/0	Pass Att/Comp/Int	29/14/1
76/352	Total Plays/Total Yards	62/300

Top Individuals

Rushing - Sheppard (U) 12-56-1, Herring (A) 22-116-1; Receiving - Breazell (U) 5-87-0, McGaha (A) 9-123-0; Passing - Rasshan (U) 14-27-1-181-0, Carpenter (A) 16-31-0-200-1; UCLA Tackles - Keyes 14, Horton 8, Blake 6, Taylor 6, Price 5, R. Carter 5.



GAME 11 UCLA 16, OREGON 0 November 24 at the Rose Bowl

Game Notes - For the second time this season, the Bruins defeated a top-10 ranked opponent as UCLA shut out the Oregon Ducks 16-0. Osaar Rasshan started the game, but Ben Olson returned to action at the start of the second half after missing nearly two months due to injury. Behind three field goals by Kai Forbath, including a 54-yarder, and a 20-yard touchdown run by Craig Sheppard, the Bruins posted their first shutout of the season. The UCLA defense held ninth-ranked Oregon to just 148 total offensive yards (43 rushing) as the Ducks were forced to use three quarterbacks during the contest. Bruin defenders sacked the Oregon QB's on five occasions, while Christian Taylor led the team with 13 tackles.

Scoring

Oregon	0	0	0	0	-	0
UCLA	3	3	3	7	-	16

First Quarter

UCLA - Forbath, 54-yard field goal. (9:03)

Second Quarter

UCLA - Forbath, 31-yard field goal. (6:53)

Third Quarter

UCLA - Forbath, 28-yard field goal. (1:52)

Fourth Quarter

UCLA - Sheppard, 20-yard run. Forbath converts. (5:29)



GAME 10 ARIZONA STATE 24, UCLA 20 November 10 at the Rose Bowl

Game Notes - UCLA started their third quarter of the season, and although it was a valiant fight to the end, the Bruins fell to the ninth-ranked Sun Devils. Kai Forbath started the game off with a field goal for the Bruins and then Craig Sheppard tacked on a touchdown run to give UCLA a 10-0 first quarter lead. ASU scored 10 points in the second quarter to close within 13-10 at the break. In the third quarter, the Sun Devils picked up 14 points on a pair of touchdown runs to surge into a 24-13 lead. Matthew Slater returned a kickoff for a touchdown, his third of the season, to pull the Bruins to within 24-20. Osaar Rasshan threw an interception in the final minutes of the game sealing the win for ASU. Rasshan, starting his first



GAME 13

BYU 17, UCLA 16

December 22 at Las Vegas, NV

Game Notes - In the second meeting of the season between the two schools, the Cougars came out on top in a close game. The first quarter saw the two teams trade field goals, but BYU jumped into the lead early in the second quarter on a 14-yard pass play from Max Hall to Austin Collie. Another Kai Forbath field goal brought the Bruins to within four, but BYU marched down the field again to score on another passing play. A fumble by the Cougar offense gave the Bruins the ball on BYU's four-yard line with just seconds to play before the halftime break. UCLA took advantage, scoring on a

four-yard pass play from McLeod Bethel-Thompson to Brandon Breazell to make it 17-13 at the half. After a scoreless third quarter, UCLA tacked on a field goal at the 6:24 mark of the fourth and trailed by a point. The Bruin offense got the ball back with two minutes to play and marched down the field to set up a potential game-winning field goal try. However, the kick was blocked and the Cougars were awarded the Pioneer Las Vegas Bowl trophy. Chris Markey led all rushers with 117 yards, while Bethel-Thompson threw for 154 yards and one touchdown. Kyle Bosworth led the defense with 12 tackles while Bruce Davis tallied 2.5 sacks.

Scoring

UCLA	3	10	0	3	-	16
BYU	3	14	0	0	-	17

First Quarter

UCLA - Forbath, 22-yard field goal. (8:12)

BYU - Payne, 29-yard field goal. (1:06)

Second Quarter

BYU - Collie, 14-yard pass from Hall. Payne converts. (10:32)

UCLA - Forbath, 52-yard field goal. (4:44)

BYU - Reed, 13-yard pass from Hall. Payne converts. (1:03)

UCLA - Breazell, 4-yard pass from Bethel-Thompson. Forbath converts. (00:00)

Fourth Quarter

UCLA - Forbath, 50-yard field goal. (6:24)

Statistics

UCLA		BYU
18	First Downs	17
47/162	Carries/Net Yards Rushing	28/34
154	Net Yards Passing	231
29/11/1	Pass Att/Comp/Int	35/21/0
76/316	Total Plays/Total Yards	63/265

Top Individuals


Rushing - Markey (U) 27-117-0, Tonga (B) 3-21-0; Receiving - Breazell (U) 4-44-1, Collie (B) 6-107-1; Passing - Rasshan (U) 0-1-0-0-0, Bethel-Thompson (U) 11-27-1-154-1, Hall (B) 21-35-0-231-2; UCLA Tackles - Ky. Bosworth 12, Keyes 9, Horton 7, Davis 7, R. Carter 6, Taylor 6.

Statistics

Oregon		UCLA
12	First Downs	10
39/43	Carries/Net Yards Rushing	51/156
105	Net Yards Passing	64
39/11/3	Pass Att/Comp/Int	17/4/2
78/148	Total Plays/Total Yards	68/220

Top Individuals

Rushing - Markey (U) 30-91-0, Stewart (O) 13-33-0; Receiving - Breazell (U) 2-50-0, Dickson (O) 5-31-0; Passing - Rasshan (U) 0-7-1-0-0, Olson (U) 4-10-1-64-0, Kempt (O) 6-23-2-52-0; UCLA Tackles - Taylor 13, Lockett 6, Blake 6.



GAME 12

USC 24, UCLA 7

December 1 at Los Angeles, CA

Game Notes - The Bruins fell to 6-6 on the season with a loss in the regular season finale to USC. UCLA couldn't get it going offensively during the game and did not get on the board until seven seconds remained in the first half with a nine-yard pass from Patrick Cowan to Dominique Johnson. The one-handed grab by Johnson proved to be the only score of the game for the Bruins as UCLA saw their starting quarterback, Cowan, go down with an injury. Ben Olson took over for Cowan, but couldn't get anything going as UCLA posted just 12 yards of rushing offense during the game. Dennis Keyes led the defense with a career-high 19 tackles.

Scoring

UCLA	0	7	0	0	-	7
USC	7	10	0	7	-	24

First Quarter

USC - McKnight, 5-yard run. Buehler converts. (7:34)

Second Quarter

USC - Washington, 10-yard run. Buehler converts. (10:26)

USC - Buehler, 46-yard field goal. (00:45)

UCLA - Johnson, 9-yard pass from P. Cowan. Forbath converts. (00:07)

Fourth Quarter

USC - Davis, 12-yard pass from Booty. Buehler converts. (12:03)

Statistics

UCLA		USC
10	First Downs	26
25/12	Carries/Net Yards Rushing	49/231
156	Net Yards Passing	206
29/13/1	Pass Att/Comp/Int	36/21/1
54/168	Total Plays/Total Yards	85/437

Top Individuals

Rushing - Markey (U) 17-49-0, McKnight (SC) 13-89-1; Receiving - Breazell (U) 4-53-0, Davis (SC) 6-41-1; Passing - P. Cowan (U) 13-24-1-156-1, Olson (U) 0-5-0-0-0, Booty (SC) 21-36-1-206-1; UCLA Tackles - Keyes 19, Verner 8, Horton 7, Ky. Bosworth 6, Davis 5, Ko. Bosworth 5.

2007 IN REVIEW THE LAST TIME...

COACHES & STAFF

2008 BRUINS

OPPONENTS

2007 IN REVIEW

UCLA RECORDS

BRUINS IN THE NFL

TRADITION/HISTORY

GENERAL INFO

UCLA TEAM

Kickoff Ret. for TD: Matthew Slater vs. Arizona St., 2007 (89 yds)
Punt Ret. for TD: Maurice Drew vs. California, 2005 (81 yds)
Interception Return for TD: Alterraun Verner vs. California, 2007 (76 yds)
Scored on a blocked punt (TD): Eric McNeal vs. Stanford, 2006 (12 yds)
Scored on a blocked punt (safety): Team vs. Arizona (2004)
Scored on a fumble recovery (TD): Kenneth Lombard vs. Stanford, 2006 (5 yds)
Scored on a blocked field goal: Brandon Chillar vs. California, 2003 (65 yds)
Scored on a blocked extra point attempt: Matthew Clark vs. USC, 2003
50+ Points: 50 vs. Northwestern, 2005 (50-38)
Shutout of a team at home: Oregon, 2007 (16-0)
Shutout of a team on road: at Stanford, 1987 (49-0)
Overtime Game: at Stanford, 2005 (30-27 win, 1 ot)
Did not allow an opponent touchdown: 2007 vs. Oregon
Did not score a touchdown vs. an opponent: 2007 vs. Notre Dame
Did not allow an opponent field goal: 2007 vs. Oregon
Did not score a field goal vs. an opponent: 2007 at USC
Scored on a two-point PAT: D. Olson to M. Lewis vs. Northwestern, 2005
300+ yards rushing: 333 yards vs. Washington, 2007 (51 att/333)
400+ yards rushing: 424 yards at Washington, 2004 (54 att/424)
Less than 25 yards rushing: 12 at USC, 2007 (25 att/12)
300+ yards passing: 329 at California, 2006
400+ yards passing: 510 vs. Arizona State, 2005
500+ yards passing: 510 vs. Arizona State, 2005
Less than 100 yards passing: 64 vs. Oregon, 2007
500+ yards total offense: 537 vs. Washington (333r, 204 p)
600+ yards total offense: 624 vs. Stanford (338r, 286p)
800+ all-purpose yards: 800 at Miami, 1998
Less than 200 yards tot. off.: 168 at USC, 2007
Less than 150 yards tot. off.: 114 vs. USC, 2001
Beat a top 25 team at home: Oregon, 2007 (No. 9 AP)
Beat a top 20 team at home: Oregon, 2007 (No. 9 AP)
Beat a top 15 team at home: Oregon, 2007 (No. 9 AP)
Beat a top 10 team at home: Oregon, 2007 (No. 9 AP)
Beat a top 5 team at home: USC, 2006 (No. 2 AP)
Beat a top 25 team on road: at Oregon State, 2001 (No. 19 AP)
Beat a top 20 team on road: at Oregon State, 2001 (No. 19 AP)
Beat a top 15 team on road: at Arizona, 1998 (No. 10 AP)
Beat a top 10 team on road: at Arizona, 1998 (No. 10 AP)
Beat a top 5 team on road: at Washington, 1990 (No. 2 AP)
Forced 5+ fumbles: 7 vs. Oklahoma, 2005 (6 USC 1998)
Recovered 5+ fumbles: 5 vs. USC, 1998
UCLA Had 4 Interceptions: 4 at Arizona, 2003
UCLA Had 0 turnovers: at Arizona, 2007

UCLA INDIVIDUAL RUSHING

Rushed for 300+ yards: Maurice Drew, 2004 at Washington (322)
Rushed for 200+ yards: Chris Markey, 2006 vs. Rice (208)
Rushed for 150+ yards: Chris Markey, 2007 vs. Washington (193)
Rushed for 100+ yards: Chris Markey, 2007 vs. BYU (Las Vegas Bowl) (117)
Pair run for 100+ yds: C. Markey (193)/ K. Bell (109) vs. Washington, 2007
Had run of 90+ yards: 92 by DeShaun Foster, 2001 vs. Washington
Had run of 75+ yards: 83 by Maurice Drew, 2003 vs. Arizona State
Had run of 60+ yards: 64 by Kahlil Bell, 2007 vs. California
Had run of 50+ yards: 50 by Kahlil Bell, 2007 at Washington State
Had 30 rushing attempts: 30 by Chris Markey vs. Oregon, 2007
4+ rushing touchdowns: 5, Maurice Drew at Washington, 2004

UCLA INDIVIDUAL PASSING

Passed for 300+ yards: Patrick Cowan, 2006 at California (329)
Had 30+ completions: Drew Olson, 2005 at Washington State (31)
Had 50+ attempts: Dennis Dummit, 1970 vs. California (51)
Had 4 touchdown passes: Ben Olson, 2007 at Stanford (5)
Threw four interceptions: vs. Notre Dame, 2007 (4 by M. Bethel-Thompson)
Had 80+ yard pass completion: 91 yds, D. Olson/J. Cowan vs. Arizona State, 2005
Had 70+ yard pass completion: 77 yds, B. Olson/J. Cowan at Stanford, 2007
Had 50+ yard pass completion: 69 yds, B. Olson/B. Breazell at Oregon State, 2007

UCLA INDIVIDUAL RECEIVING

Caught 10+ passes: 11 by Mercedes Lewis at Arizona, 2005
Had 100+ yards receiving: 121 by Brandon Breazell at Utah, 2007
Had 150+ yards receiving: 230 by Craig Bragg vs. Oregon, 2003
Had 200+ yards receiving: 230 by Craig Bragg vs. Oregon, 2003
Pair of Bruins with 100+ yards receiving: M. Lewis (108), J. Cowan (109), C. Markey (120) vs. Arizona St., 2005
Had 3 touchdown catches: 3 by Mercedes Lewis vs. Arizona, 2004
Had 4 touchdown catches: 4 by J.J. Stokes vs. Washington, 1993
Had 80+ yard reception: 91 by Joe Cowan vs. Arizona State, 2005

UCLA INDIVIDUAL DEFENSE

Had 15+ tackles: 19 by Dennis Keyes at USC, 2007
Had 20+ tackles: 21 by Eric Turner vs. Oregon, 1989
Had 2+ interceptions: Alterraun Verner (2) vs. Cal, 2007
Had 5+ tackles for loss: Robert Thomas (5) vs. Ohio State, 2001
Had 4+ sacks: Brendon Ayanbadejo (4) vs. USC, 1998
Blocked a punt: Korey Bosworth at Oregon State, 2007
Blocked a PAT: Justin Hickman at Oregon, 2006
Blocked a field goal: Kevin Brown at Washington State, 2007
UCLA recorded a safety: vs. Washington State, 2004

UCLA MISCELLANEOUS

Indiv. Scored 4+ TDs: 5 by M. Drew vs. Cal, 2005 (3 rush, 1 pass, 1 pr)
Indiv. kicked 50-yd. FG: 50 by Kai Forbath vs. BYU (Las Vegas Bowl), 2007
Indiv. made 4+ field goals in a game: 4 by Justin Medlock vs. Oregon State, 2006
Indiv. made 5+ field goals in a game: 5 by Nate Fikse vs. Stanford, 2002
Indiv. attempted 5+ field goals in a game: 5 by Nate Fikse vs. Stanford, 2002
Indiv. Returned Blocked FG for TD: Brandon Chillar vs. California, 2003
Indiv. Returned Blocked PAT for score: Matthew Clark vs. USC, 2003
Indiv. punted 10+ times: Aaron Perez, 11 vs. USC, 2007
Indiv. 5+ punts downs inside the 20: 5 by Chris Sailer at Houston, 1998
Indiv. had 80+ yard intercept. ret.: 89 by Alterraun Verner vs. Arizona, 2006
Indiv. had 100+ rushing and receiving yds: Skip Hicks vs. U. Wash., 1997 (147 rushing/106 receiving)
Scored four TDs in one quarter: fourth quarter at Oregon State, 2007
Scored 40+ points in one half: first half vs. Rice, 2005 (49)
Scored 50+ points in one half: first half vs. Colorado, 1980 (56)
Rallied from 22-point deficit: 2005 vs. Northwestern (0-22 in first quarter)
Played a game in the rain: 2007 at Oregon State
Played a game in the rain at home: 1982 vs. Oregon
Played a game in 100+ degrees temperature: 2000 vs. Michigan (103°)

OPPONENT TEAM

Kick return for touchdown: Reggie Bush, USC, 2003 (96 yds)
Punt return for touchdown: DeSean Jackson, California, 2006 (72 yds)
Interception return for touchdown: Tony Carter, Florida State, 2006 (86 yds)
Scored upon by a blocked punt (TD): Lawrence Timmons, Florida State, 2006 (25 yards)
Scored on a fumble recovery (TD): Maurice Crum, Notre Dame, 2007 (34 yards)
Scored on a safety: USC, 2006 (UCLA holding penalty in end zone)
Scored on a failed extra point attempt: none
Scored on a two-point conversion: Washington, 2006
50+ points scored: 66 by USC, 2005
Shutout at home: 1999 by Cal (0-17)
Shutout on road: 2001 at USC (0-27)
Rushed for 300+ yards: USC, 2005 (430)
Rushed for less than 25 yards: Arizona, 2006 (-13)
Passed for 400+ yards: Washington State, 2006 (405)
Passed for less than 100 yards: Notre Dame, 2007 (94)
Had 500+ yards total offense: Washington State, 2007 (545)
Had 600+ yards total offense: USC, 2005 (679)
Had less than 200 yards total off.: 148 by Oregon, 2007
Had less than 150 yards total off.: 148 by Oregon, 2007
Had less than 100 yards total off.: 42 by Arkansas, 1989
Forced UCLA to have 5 TO: Notre Dame, 2007 (7)
Intercepted four UCLA passes: Notre Dame, 2007 (4)
Intercepted five UCLA passes: Washington State, 2001 (5)

OPPONENT INDIVIDUAL RUSHING

Rushed for 250+ yards: Reggie Bush, USC, 2005 (260)
Rushed for 200+ yards: Dwight Tardy, Washington State, 2007 (214)
Had run of 75+ yards: Reggie Bush, USC, 2004 (81)
Had run of 50+ yards: N. Grigsby, Arizona, 2007 (60)
Had 40+ rushing attempts: Jerome Harrison, Washington State, 2004 (42)
Had 35+ rushing attempts: Dwight Tardy, Washington State, 2007 (37)

OPPONENT INDIVIDUAL PASSING

Passed for 400+ yards: Alex Brink, Washington State, 2006 (405)
Had 25+ completions: Alex Brink, Washington State, 2007 (28)
Had 50+ attempts: Max Hall, BYU, 2007 (52)
Completed a pass for 75+ yards: 79 by Walter to Hagan, Arizona State, 2004
Completed a pass for 50+ yards: 55 by Tuitama to Jennings, Arizona, 2007
Had 4+ touchdown passes: Jake Locker (4), Washington, 2007

OPPONENT INDIVIDUAL RECEIVING

Caught 10 passes: DeSean Jackson, California, 2005 (10)
Had 100+ yards receiving: Austin Collie, BYU, 2007 Vegas Bowl (107)
Had 150+ yards receiving: Mike Hass, Oregon State 2005 (199)
Had 200+ yards receiving: Troy Walters, Stanford, 1999 (278)
Had 3 TD catches: Derek Hagan, Arizona State, 2004 (3)

OPPONENT DEFENSE

Had 15+ tackles: Greg Laybourn, Oregon State, 2007 (15)
Had 2 interceptions: Maurice Crum, Notre Dame, 2007 (2)
Had 3 sacks: Zach Follett, California 2007 (3)
Blocked a punt: Washington State, 2007
Blocked a field goal: BYU (Las Vegas Bowl), 2007
Blocked a PAT: Oregon, 2002
Recorded a safety: USC, 2006

OPPONENT MISCELLANEOUS

Scored four touchdowns: Ron Dayne, 1998 Rose Bowl, (4)
Kicked 50+ yard field goal: Thomas Weber, Arizona State, 2007 (53)
Made five field goals: USC, 2004
Returned blocked field goal for score: Oregon State, 2002
Scored on blocked punt: Florida State, 2006
Returned fumble for score: Notre Dame, 2007
Returned interception for score: Florida State, 2006
Returned a PAT for score: none